



# अमृत महा आवास अभियान २०२२-२३

दैनिक प्रगती अहवाल : २६.०५.२०२३

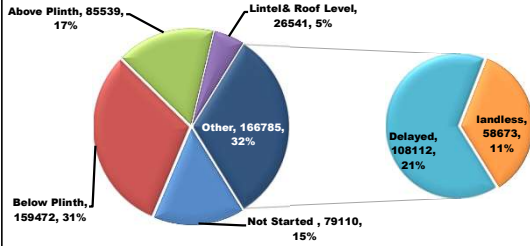
प्रधानमंत्री आवास योजना ग्रामीण – मंजूरी, पूर्ण घरकुले, हप्ते वितरण, भूमिहीन, आर्थिकदृष्ट्या अपुर्ण  
राज्य पुरस्कृत ग्रामीण आवास योजना – मंजूरी, पूर्ण घरकुले, हप्ते वितरण, आर्थिकदृष्ट्या अपुर्ण

योजना	एकूण मंजूरी	दैनिक मंजूरी	एकूण पूर्ण	दैनिक पूर्ण घरकुले	दैनिक पहिला हप्ता वितरित	दैनिक दुसरा हप्ता वितरित	दैनिक तिसरा हप्ता वितरित
प्रधानमंत्री आवास योजना ग्रामीण	१४०८९६५	०	१०५८७४२	३९४७	२३४	८३७	१०९४
राज्य योजना	५६९१४४	६१०	४०९८६४	८६६	६९०	३९७	४०८
एकूण	१९७८१०९	६१०	१४६८६०६	४८१३	९२४	१२३४	१५०२

PMAY-G Completion Progress Bar

75.1%

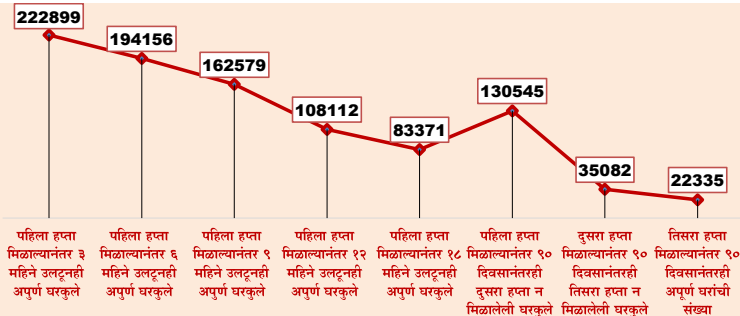
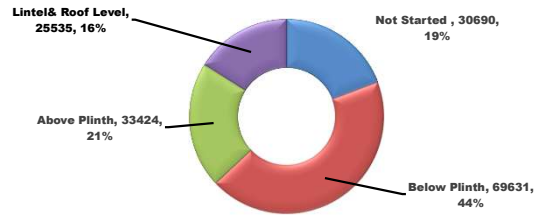
PMAY-G: Incomplete Houses bifurcation



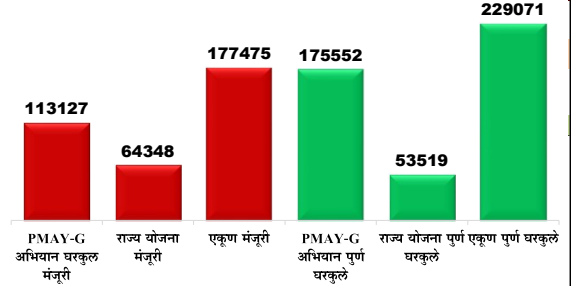
State Schemes Progress Bar

72.0%

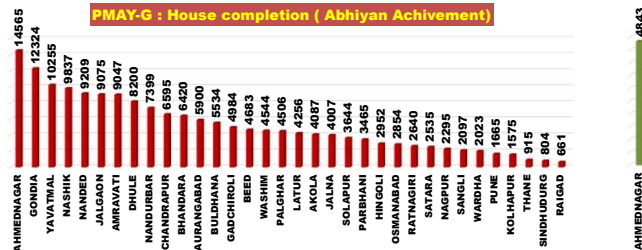
State Schemes: Incomplete Houses bifurcation



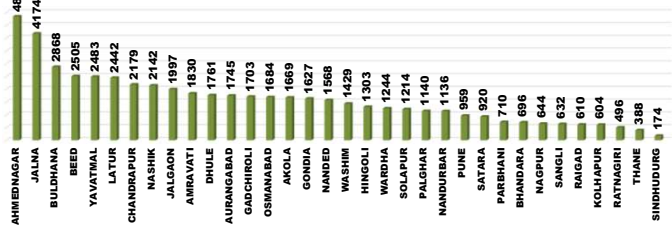
Abhiyan Achievement Day 187



PMAY-G : House completion ( Abhiyan Achievement)



State Schemes : House completion ( Abhiyan Achievement)

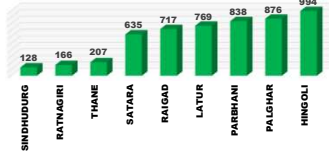


राज्य व्यवस्थापन कक्ष- ग्रामीण गृहनिर्माण

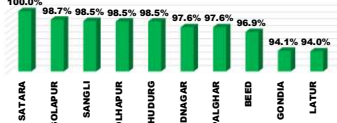
४ था मजला, दक्षिण कक्ष, सिडको भवन, सीबीडी बेलापूर, नवी मुंबई - ४०० ६१४.

# Top and Bottom Ten Districts

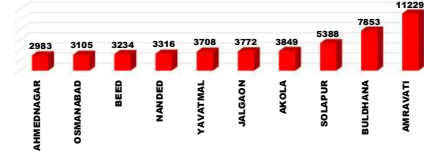
**PMAY-G Delayed Houses TOP 10 Dist.**



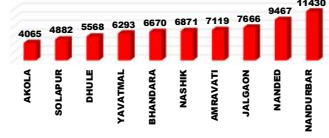
**State Schemes Sanction TOP 10 Dist.**



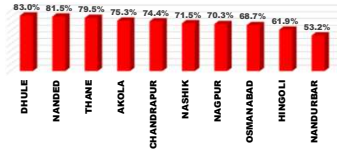
**PMAY-G Remaining 1st Installments Bottom 10 Dist.**



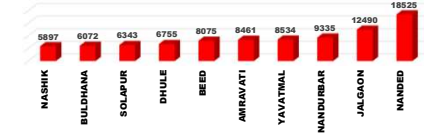
**PMAY-G Delayed Houses Bottom 10 Dist.**



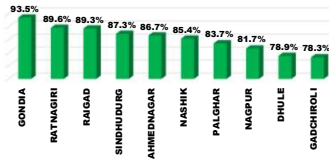
**State Schemes Sanction Bottom 10 Dist.**



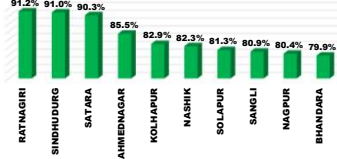
**PMAY-G Remaining 2nd Installments Bottom 10 Dist.**



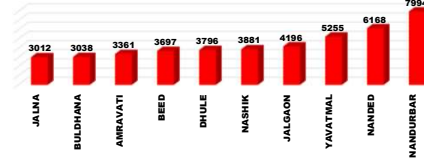
**PMAY-G Completion TOP 10 Dist.**



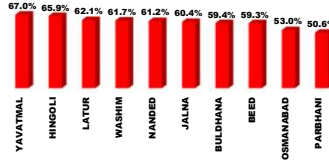
**State Schemes Completion TOP 10 Dist.**



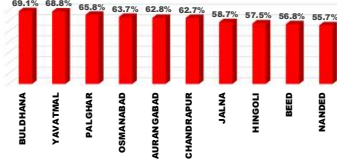
**PMAY-G Remaining 3rd Installments Bottom 10 Dist.**



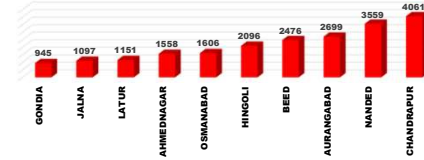
**PMAY-G Completion Bottom 10 Dist.**



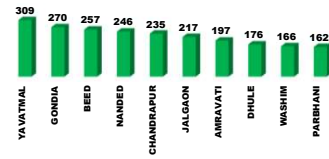
**State Schemes Completion Bottom 10 Dist.**



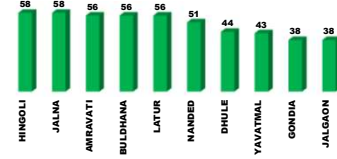
**State Schemes Remaining 1st Installments Bottom 10 Dist.**



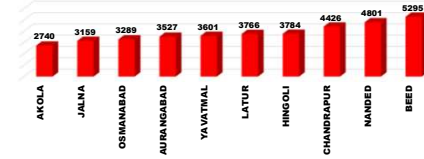
**PMAY-G Daily Completion Top 10 Dist.**



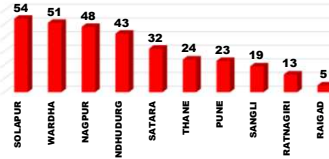
**State Schemes Daily Completion Top 10 Dist.**



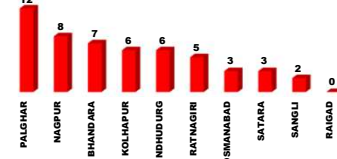
**State Schemes Remaining 2nd Installments Bottom 10 Dist.**



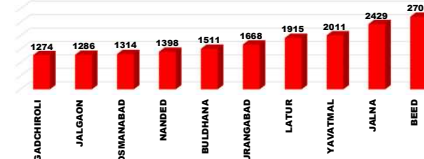
**PMAY-G Daily Completion Bottom 10 Dist.**



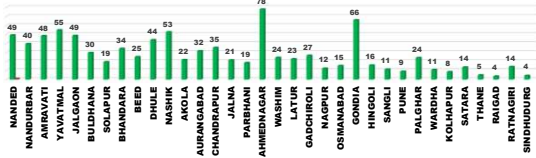
**State Schemes Daily Completion Bottom 10 Dist.**



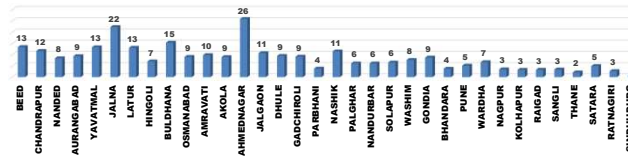
**State Schemes Remaining 3rd Installments Bottom 10 Dist.**



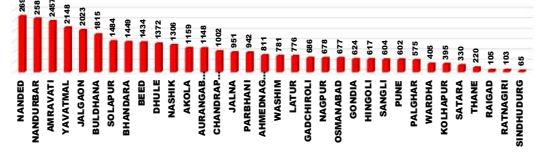
**PMAY-G : Current Pace of Completion Per Day (Abhiyan)**



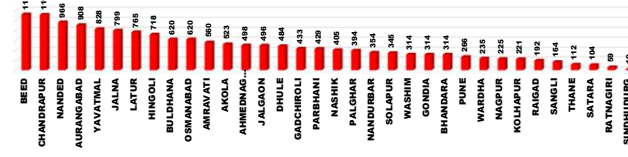
**State Schemes : Current Pace of Completion Per Day (Abhiyan)**



**PMAY-G Required Pace of Completion Per Day**



**State Schemes Required Pace of Completion Per Day**



प्रधानमंत्री आवास योजना ग्रामीण - मंजूरी (PWL+Awaas Plus)

Sr. No.	Division	Target (PWL+Awaas Plus)	25.05.2023	26.05.2023	Daily_Achievement	Remaining
1	NASHIK DIV.	414875	413531	413531	0	1344
2	AMRAVATI DIV.	274735	274222	274222	0	513
3	AURANGABAD DIV.	238003	237299	237299	0	704
4	NAGPUR DIV.	291892	291207	291207	0	685
5	KONKAN DIV.	69871	69611	69611	0	260
6	PUNE DIV.	124206	123209	123095	0	1111
<b>Total</b>		<b>1413582</b>	<b>1409079</b>	<b>1408965</b>	<b>0</b>	<b>4617</b>

Sr. No.	District	Target (PWL+Awaas Plus)	25.05.2023	26.05.2023	Daily_Achievement	Remaining
1	AHMEDNAGAR	60787	60752	60752	0	35
2	AKOLA	48792	48778	48778	0	14
3	AMRAVATI	95496	95242	95242	0	254
4	AURANGABAD	36740	36514	36514	0	226
5	BEED	35310	35253	35253	0	57
6	BHANDARA	64980	64919	64919	0	61
7	BULDHANA	44741	44701	44701	0	40
8	CHANDRAPUR	43094	42958	42958	0	136
9	DHULE	65009	64917	64917	0	92
10	GADCHIROLI	31707	31615	31615	0	92
11	GONDIA	96493	96138	96138	0	355
12	HINGOLI	18109	18083	18083	0	26
13	JALGAON	79677	79221	79221	0	456
14	JALNA	24038	24023	24023	0	15
15	LATUR	20679	20493	20493	0	186
16	NAGPUR	36985	36970	36970	0	15
17	NANDED	69533	69463	69463	0	70
18	NANDURBAR	119654	118958	118958	0	696
19	NASHIK	89748	89683	89683	0	65
20	OSMANABAD	14506	14408	14408	0	98
21	PALGHAR	35415	35188	35188	0	227
22	PARBHANI	19088	19062	19062	0	26
23	RAIGAD	9830	9820	9820	0	10
24	RATNAGIRI	9888	9871	9871	0	17
25	SANGLI	21778	21606	21606	0	172
26	SINDHUDURG	5133	5133	5133	0	0
27	SOLAPUR	49095	48394	48394	0	701
28	THANE	9605	9599	9599	0	6
29	WARDHA	18633	18607	18607	0	26
30	WASHIM	20384	20355	20355	0	29
31	YAVATMAL	65322	65146	65146	0	176
32	KOLHAPUR	17636	17586	17585	-1	51
33	SATARA	15321	15215	15214	-1	107
34	PUNE	20376	20408	20296	-112	80
<b>Total</b>		<b>1413582</b>	<b>1409079</b>	<b>1408965</b>	<b>0</b>	<b>4617</b>

Remaining Sanction RANK

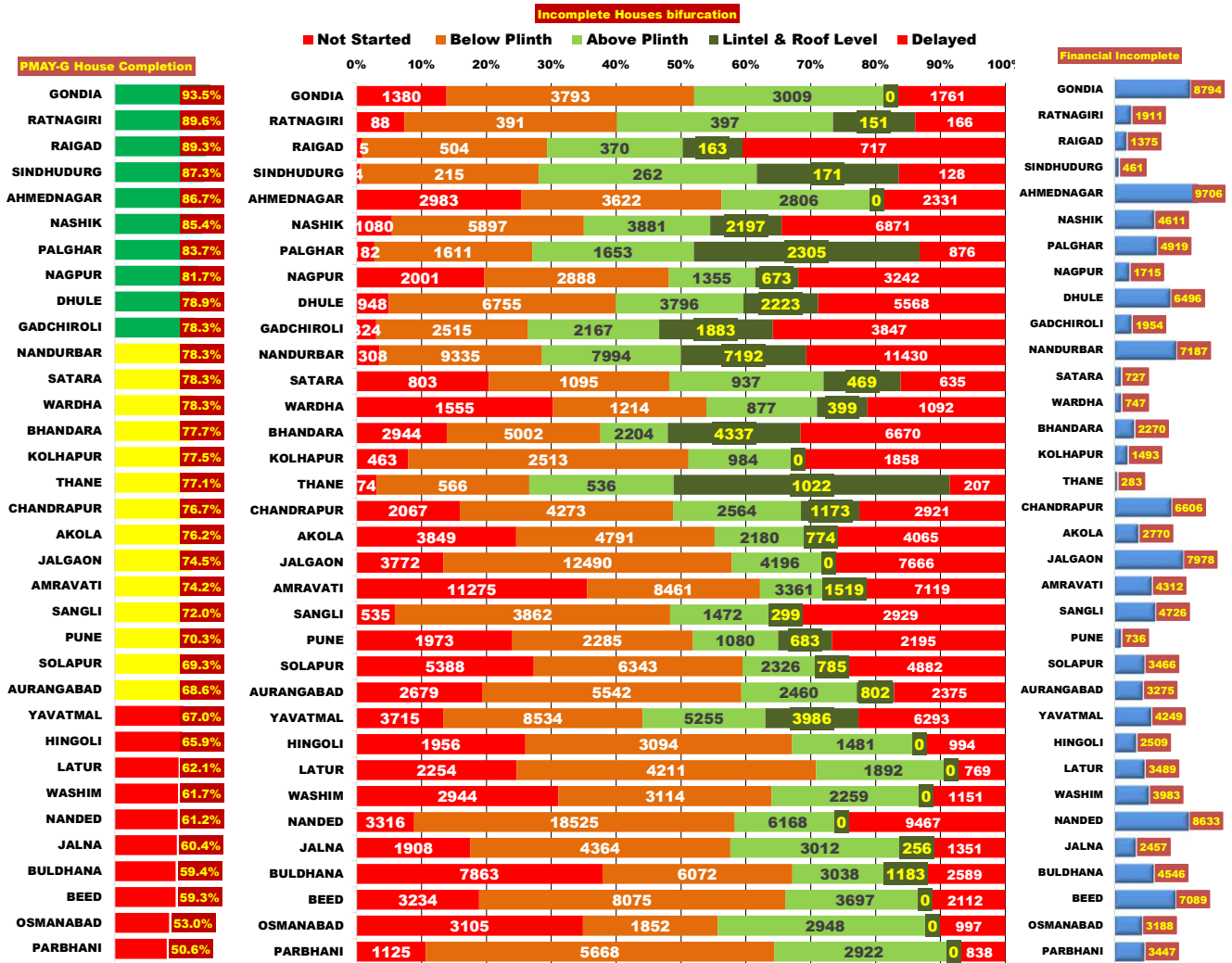
SINDHUDURG	0
THANE	6
RAIGAD	10
AKOLA	14
JALNA	15
NAGPUR	15
RATNAGIRI	17
HINGOLI	26
PARBHANI	26
WARDHA	26
WASHIM	29
AHMEDNAGAR	35
BULDHANA	40
KOLHAPUR	51
BEED	57
BHANDARA	61
NASHIK	65
NANDED	70
PUNE	80
DHULE	92
GADCHIROLI	92
OSMANABAD	98
SATARA	107
CHANDRAPUR	136
SANGLI	172
YAVATMAL	176
LATUR	186
AURANGABAD	226
PALGHAR	227
AMRAVATI	254
GONDIA	355
JALGAON	456
NANDURBAR	696
SOLAPUR	701

प्रधानमंत्री आवास योजना - ग्रामीण : भूमिहीन लाभार्थी अहवाल

Sr. No.	District	Google Sheet Report			AwaasSoft Report			
		Total Landless	Provided land	Remaining	Landless beneficiaries tagged in AwaasSoft	Landless beneficiaries provided land	Remaining Landless	Remaining Tag (provided land)
1	DHULE	18	18	0	18	18	0	0
2	GADCHIROLI	8	8	0	8	8	0	0
3	NANDURBAR	0	0	0	0	0	0	0
4	PALGHAR	11	9	2	11	11	0	-2
5	RAIGAD	6	6	0	6	6	0	0
6	RATNAGIRI	23	23	0	23	23	0	0
7	SINDHUDURG	420	420	0	420	420	0	0
8	KOLHAPUR	257	238	19	257	227	30	11
9	THANE	127	69	58	127	60	67	9
10	NANDED	362	319	43	362	242	120	77
11	GONDIA	2450	2450	0	2450	2327	123	123
12	BEED	212	125	87	212	72	140	53
13	SANGLI	430	198	232	410	144	266	54
14	PARBHANI	331	63	268	331	54	277	9
15	SATARA	1304	659	645	1294	630	664	29
16	NASHIK	1802	1324	478	1803	1072	731	252
17	HINGOLI	1713	795	918	1713	466	1247	329
18	CHANDRAPUR	2769	1221	1548	2750	1486	1264	-265
19	JALNA	1381	406	975	1374	85	1289	321
20	WARDHA	2803	1666	1137	2829	1347	1482	319
21	NAGPUR	5079	3611	1468	5020	3445	1575	166
22	LATUR	2299	1121	1178	2310	477	1833	644
23	PUNE	2924	1602	1322	2782	880	1902	722
24	JALGAON	22928	20121	2807	22877	20944	1933	-823
25	YAVATMAL	3612	1450	2162	3665	1291	2374	159
26	BHANDARA	5675	3543	2132	5669	3266	2403	277
27	OSMANABAD	2470	287	2183	2469	56	2413	231
28	WASHIM	3457	1398	2059	3436	865	2571	533
29	AURANGABAD	3297	1733	1564	3290	288	3002	1445
30	AHMEDNAGAR	7756	4183	3573	7755	4453	3302	-270
31	AKOLA	7072	3935	3137	7367	3905	3462	30
32	SOLAPUR	7297	3684	3613	7228	1410	5818	2274
33	BULDHANA	15191	9024	6167	15600	7977	7623	1047
34	AMRAVATI	21529	12817	8712	21539	11392	10147	1425
	<b>Total</b>	<b>127013</b>	<b>78526</b>	<b>48487</b>	<b>127405</b>	<b>69347</b>	<b>58058</b>	<b>10539</b>

## प्रधानमंत्री आवास योजना ग्रामीण - पूर्ण घरकूले

Sr. No.	Division	Sanction	25.05.2023	26.05.2023	Daily Achievement	Remaining	Avg. Completed Per Day From 20.11.22 to Today	To be Completed in Per Day till 05.06.23
1	AURANGABAD DIV.	237299	143678	144887	1209	92412	200	9241
2	AMRAVATI DIV.	274222	189725	190624	899	83598	179	8360
3	NAGPUR DIV.	291207	242001	242769	768	48438	185	4844
4	NASHIK DIV.	413531	331882	332590	708	80941	262	8094
5	PUNE DIV.	123095	88749	88938	189	34157	62	3416
6	KONKAN DIV.	69611	58760	58934	174	10677	51	1068
<b>Total</b>		<b>1408965</b>	<b>1054795</b>	<b>1058742</b>	<b>3947</b>	<b>350223</b>	<b>939</b>	<b>35022</b>



प्रधानमंत्री आवास योजना ग्रामीण - पूर्ण घरकूले

Sr. No.	District	Sanction	25.05.2023	26.05.2023	Daily Achievement	Remaining	Avg. Completed Per Day From 20.11.22 to Today	To be Completed in Per Day till 05.06.23
1	YAVATMAL	65146	43354	43663	309	21483	55	2148
2	GONDIA	96138	89632	89902	270	6236	66	624
3	BEED	35253	20654	20911	257	14342	25	1434
4	NANDED	69463	42273	42519	246	26944	49	2694
5	CHANDRAPUR	42958	32699	32934	235	10024	35	1002
6	JALGAON	79221	58776	58993	217	20228	49	2023
7	AMRAVATI	95242	70475	70672	197	24570	48	2457
8	DHULE	64917	51019	51195	176	13722	44	1372
9	WASHIM	20355	12384	12550	166	7805	24	781
10	PARBHANI	19062	9476	9638	162	9424	19	942
11	NASHIK	89683	76474	76628	154	13055	53	1306
12	LATUR	20493	12578	12730	152	7763	23	776
13	BULDHANA	44701	26417	26555	138	18146	30	1815
14	JALNA	24023	14410	14513	103	9510	21	951
15	OSMANABAD	14408	7531	7634	103	6774	15	677
16	NANDURBAR	118958	93029	93129	100	25829	40	2583
17	AURANGABAD	36514	24936	25032	96	11482	32	1148
18	BHANDARA	64919	50336	50432	96	14487	34	1449
19	HINGOLI	18083	11820	11910	90	6173	16	617
20	AKOLA	48778	37095	37184	89	11594	22	1159
21	PALGHAR	35188	29348	29437	89	5751	24	575
22	GADCHIROLI	31615	24683	24751	68	6864	27	686
23	AHMEDNAGAR	60752	52584	52645	61	8107	78	811
24	KOLHAPUR	17585	13576	13637	61	3948	8	395
25	SOLAPUR	48394	33498	33552	54	14842	19	1484
26	WARDHA	18607	14511	14562	51	4045	11	405
27	NAGPUR	36970	30140	30188	48	6782	12	678
28	SINDHUDURG	5133	4438	4481	43	652	4	65
29	SATARA	15214	11878	11910	32	3304	14	330
30	THANE	9599	7377	7401	24	2198	5	220
31	PUNE	20296	14252	14275	23	6021	9	602
32	SANGLI	21606	15545	15564	19	6042	11	604
33	RATNAGIRI	9871	8831	8844	13	1027	14	103
34	RAIGAD	9820	8766	8771	5	1049	4	105
<b>Total</b>		<b>1408965</b>	<b>1054795</b>	<b>1058742</b>	<b>3947</b>	<b>350223</b>	<b>939</b>	<b>35022</b>

राज्यपुरस्कृत आवास योजना ग्रामीण - मंजूरी

Sr. No.	Division	Target	25.05.2023	26.05.2023	Daily_Achievement	Remaining
1	AURANGABAD DIV.	200327	169048	169557	509	30770
2	NAGPUR DIV.	118430	96933	97019	86	21411
3	AMRAVATI DIV.	110155	94926	94937	11	15218
4	NASHIK DIV.	141552	112304	112308	4	29244
5	KONKAN DIV.	34744	31938	31938	0	2806
6	PUNE DIV.	65859	63385	63385	0	2474
<b>Total</b>		<b>671067</b>	<b>568534</b>	<b>569144</b>	<b>610</b>	<b>101923</b>

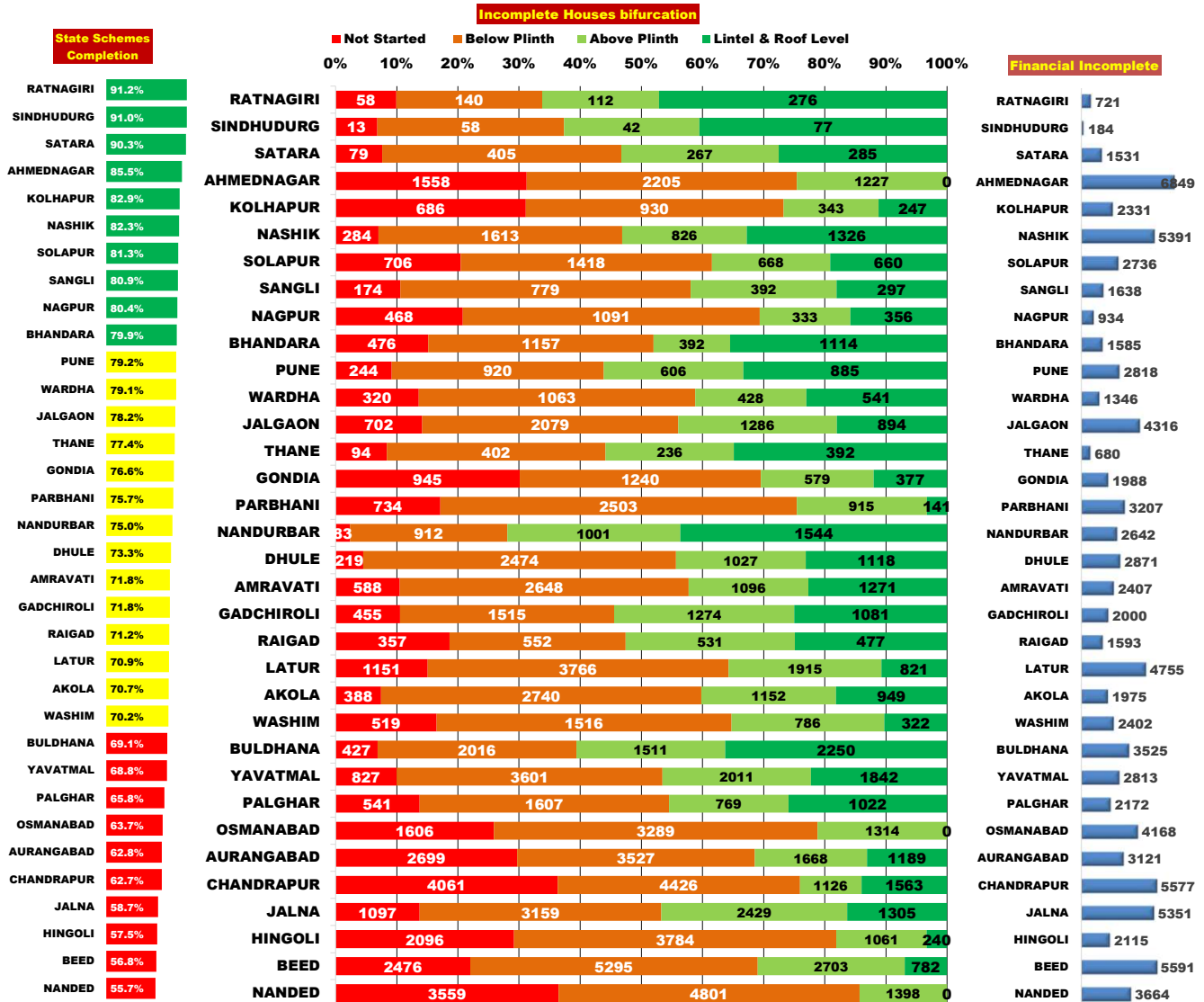
Sr. No.	District	Target	25.05.2023	26.05.2023	Daily_Achievement	Remaining
1	HINGOLI	27298	16589	16906	317	10392
2	AURANGABAD	26141	24255	24401	146	1740
3	GONDIA	14261	13362	13418	56	843
4	NANDED	26760	21785	21819	34	4941
5	CHANDRAPUR	40285	29930	29960	30	10325
6	YAVATMAL	30045	26552	26562	10	3483
7	JALNA	20609	19324	19333	9	1276
8	NASHIK	32035	22899	22903	4	9132
9	LATUR	28004	26322	26325	3	1679
10	BULDHANA	21702	20097	20098	1	1604
11	AHMEDNAGAR	35298	34453	34453	0	845
12	AKOLA	23681	17832	17832	0	5849
13	AMRAVATI	23224	19894	19894	0	3330
14	BEED	26878	26044	26044	0	834
15	BHANDARA	17612	15606	15606	0	2006
16	DHULE	21790	18088	18088	0	3702
17	GADCHIROLI	16834	15337	15337	0	1497
18	JALGAON	25851	22723	22723	0	3128
19	KOLHAPUR	13090	12889	12889	0	201
20	NAGPUR	16291	11448	11448	0	4843
21	NANDURBAR	26578	14141	14141	0	12437
22	OSMANABAD	24853	17078	17078	0	7775
23	PALGHAR	11792	11509	11509	0	283
24	PARBHANI	19784	17651	17651	0	2133
25	PUNE	14672	12763	12763	0	1909
26	RAIGAD	7418	6647	6647	0	771
27	RATNAGIRI	7129	6691	6691	0	438
28	SANGLI	8732	8604	8604	0	128
29	SATARA	10647	10647	10647	0	0
30	SINDHUDURG	2141	2108	2108	0	33
31	SOLAPUR	18718	18482	18482	0	236
32	THANE	6264	4983	4983	0	1281
33	WARDHA	13147	11250	11250	0	1897
34	WASHIM	11503	10551	10551	0	952
<b>Total</b>		<b>671067</b>	<b>568534</b>	<b>569144</b>	<b>610</b>	<b>101923</b>

Remaining Sanction RANK

SATARA	0
SINDHUDURG	33
SANGLI	128
KOLHAPUR	201
SOLAPUR	236
PALGHAR	283
RATNAGIRI	438
RAIGAD	771
BEED	834
GONDIA	843
AHMEDNAGAR	845
WASHIM	952
JALNA	1276
THANE	1281
GADCHIROLI	1497
BULDHANA	1604
LATUR	1679
AURANGABAD	1740
WARDHA	1897
PUNE	1909
BHANDARA	2006
PARBHANI	2133
JALGAON	3128
AMRAVATI	3330
YAVATMAL	3483
DHULE	3702
NAGPUR	4843
NANDED	4941
AKOLA	5849
OSMANABAD	7775
NASHIK	9132
CHANDRAPUR	10325
HINGOLI	10392
NANDURBAR	12437

## राज्यपुरस्कृत आवास योजना ग्रामीण - पूर्ण घरकूले

Sr. No.	Division	Sanction	25.05.2023	26.05.2023	Daily Achievement	Remaining	Avg. Completed Per Day From 20.11.22 to Today	To be Completed in Per Day till 05.06.23
1	AURANGABAD DIV.	169557	105936	106237	301	63320	86	6332
2	AMRAVATI DIV.	94937	66270	66477	207	28460	55	2846
3	NASHIK DIV.	112308	89796	89936	140	22372	64	2237
4	NAGPUR DIV.	97019	70512	70638	126	26381	43	2638
5	KONKAN DIV.	31938	24136	24182	46	7756	15	776
6	PUNE DIV.	63385	52348	52394	46	10991	23	1099
<b>Total</b>		<b>569144</b>	<b>408998</b>	<b>409864</b>	<b>866</b>	<b>159280</b>	<b>286</b>	<b>15928</b>





राज्यपुरस्कृत आवास योजना ग्रामीण - पूर्ण घरकूले

Sr. No.	District	Sanction	25.05.2023	26.05.2023	Daily Achievement	Remaining	Avg. Completed Per Day From 20.11.22 to Today	To be Completed in Per Day till 05.06.23
1	HINGOLI	16906	9667	9725	58	7181	7	718
2	JALNA	19333	11285	11343	58	7990	22	799
3	AMRAVATI	19894	14235	14291	56	5603	10	560
4	BULDHANA	20098	13838	13894	56	6204	15	620
5	LATUR	26325	18616	18672	56	7653	13	765
6	NANDED	21819	12106	12157	51	9662	8	966
7	DHULE	18088	13206	13250	44	4838	9	484
8	YAVATMAL	26562	18238	18281	43	8281	13	828
9	GONDIA	13418	10239	10277	38	3141	9	314
10	JALGAON	22723	17724	17762	38	4961	11	496
11	WARDHA	11250	8863	8898	35	2352	7	235
12	AKOLA	17832	12571	12603	32	5229	9	523
13	NASHIK	22903	18822	18854	32	4049	11	405
14	AURANGABAD	24401	15289	15318	29	9083	9	908
15	BEED	26044	14763	14788	25	11256	13	1126
16	THANE	4983	3836	3859	23	1124	2	112
17	GADCHIROLI	15337	10991	11012	21	4325	9	433
18	PARBHANI	17651	13337	13358	21	4293	4	429
19	SOLAPUR	18482	15009	15030	21	3452	6	345
20	WASHIM	10551	7388	7408	20	3143	8	314
21	CHANDRAPUR	29960	18767	18784	17	11176	12	1118
22	PUNE	12763	10094	10108	14	2655	5	266
23	AHMEDNAGAR	34453	29456	29469	13	4984	26	498
24	NANDURBAR	14141	10588	10601	13	3540	6	354
25	PALGHAR	11509	7558	7570	12	3939	6	394
26	NAGPUR	11448	9192	9200	8	2248	3	225
27	BHANDARA	15606	12460	12467	7	3139	4	314
28	KOLHAPUR	12889	10677	10683	6	2206	3	221
29	SINDHUDURG	2108	1912	1918	6	190	1	19
30	RATNAGIRI	6691	6100	6105	5	586	3	59
31	OSMANABAD	17078	10873	10876	3	6202	9	620
32	SATARA	10647	9608	9611	3	1036	5	104
33	SANGLI	8604	6960	6962	2	1642	3	164
34	RAIGAD	6647	4730	4730	0	1917	3	192
	<b>Total</b>	<b>569144</b>	<b>408998</b>	<b>409864</b>	<b>866</b>	<b>159280</b>	<b>286</b>	<b>15928</b>

प्रधानमंत्री आवास योजना ग्रामीण - हप्ते वितरण

Sr. No.	Division	1st Installment (Daily Achivement)	1st Installment Remaining	2nd Installment (Daily Achivement)	2nd Installment Remaining	3rd Installment (Daily Achivement)	3rd Installment Remaining
1	AURANGABAD DIV.	128	19546	269	51331	318	24580
2	AMRAVATI DIV.	57	29580	268	30972	281	16093
3	NAGPUR DIV.	21	10058	155	19685	246	12176
4	NASHIK DIV.	16	10091	82	38099	126	22673
5	PUNE DIV.	12	9036	36	16098	70	6799
6	KONKAN DIV.	0	360	27	3287	53	3218
<b>Total</b>		<b>234</b>	<b>78671</b>	<b>837</b>	<b>159472</b>	<b>1094</b>	<b>85539</b>

PMAY-G 1st Ins Pending

SINDHUDURG	4
RAIGAD	12
THANE	74
RATNAGIRI	88
PALGHAR	182
GADCHIROLI	299
SANGLI	409
KOLHAPUR	463
SATARA	803
DHULE	948
NASHIK	1080
PARBHANI	1125
NANDURBAR	1308
GONDIA	1380
WARDHA	1555
NAGPUR	1866
JALNA	1878
HINGOLI	1956
PUNE	1973
CHANDRAPUR	2014
LATUR	2254
AURANGABAD	2678
WASHIM	2941
BHANDARA	2944
AHMEDNAGAR	2983
OSMANABAD	3105
BEED	3234
NANDED	3316
YAVATMAL	3708
JALGAON	3772
AKOLA	3849
SOLAPUR	5388
BULDHANA	7853
AMRAVATI	11229

PMAY-G 2nd Ins Pending

SINDHUDURG	215
RATNAGIRI	391
RAIGAD	504
THANE	566
SATARA	1095
WARDHA	1214
PALGHAR	1611
OSMANABAD	1852
PUNE	2285
KOLHAPUR	2513
GADCHIROLI	2515
NAGPUR	2888
HINGOLI	3094
WASHIM	3114
AHMEDNAGAR	3622
GONDIA	3793
SANGLI	3862
LATUR	4211
CHANDRAPUR	4273
JALNA	4364
AKOLA	4791
BHANDARA	5002
AURANGABAD	5542
PARBHANI	5668
NASHIK	5897
BULDHANA	6072
SOLAPUR	6343
DHULE	6755
BEED	8075
AMRAVATI	8461
YAVATMAL	8534
NANDURBAR	9335
JALGAON	12490
NANDED	18525

PMAY-G 3rd Ins Pending

SINDHUDURG	262
RAIGAD	370
RATNAGIRI	397
THANE	536
WARDHA	877
SATARA	937
KOLHAPUR	984
PUNE	1080
NAGPUR	1355
SANGLI	1472
HINGOLI	1481
PALGHAR	1653
LATUR	1892
GADCHIROLI	2167
AKOLA	2180
BHANDARA	2204
WASHIM	2259
SOLAPUR	2326
AURANGABAD	2460
CHANDRAPUR	2564
AHMEDNAGAR	2806
PARBHANI	2922
OSMANABAD	2948
GONDIA	3009
JALNA	3012
BULDHANA	3038
AMRAVATI	3361
BEED	3697
DHULE	3796
NASHIK	3881
JALGAON	4196
YAVATMAL	5255
NANDED	6168
NANDURBAR	7994

प्रधानमंत्री आवास योजना ग्रामीण - हप्ते वितरण

Sr. No.	District	1st Installment (Daily Achivement)	1st Installment Remaining	2nd Installment (Daily Achivement)	2nd Installment Remaining	3rd Installment (Daily Achivement)	3rd Installment Remaining
1	AMRAVATI	18	11229	109	8461	105	3361
2	GONDIA	13	1380	71	3793	137	3009
3	PARBHANI	3	1125	87	5668	115	2922
4	AKOLA	8	3849	93	4791	70	2180
5	BEED	70	3234	60	8075	40	3697
6	NANDED	21	3316	41	18525	68	6168
7	BHANDARA	1	2944	42	5002	64	2204
8	LATUR	17	2254	34	4211	33	1892
9	AURANGABAD	8	2678	35	5542	40	2460
10	DHULE	4	948	41	6755	29	3796
11	NASHIK	1	1080	20	5897	53	3881
12	BULDHANA	18	7853	23	6072	32	3038
13	YAVATMAL	13	3708	19	8534	34	5255
14	WASHIM	0	2941	24	3114	40	2259
15	SANGLI	0	409	14	3862	45	1472
16	JALGAON	11	3772	11	12490	30	4196
17	JALNA	5	1878	7	4364	20	3012
18	PALGHAR	0	182	13	1611	19	1653
19	NAGPUR	3	1866	15	2888	13	1355
20	GADCHIROLI	4	299	16	2515	9	2167
21	THANE	0	74	7	566	19	536
22	KOLHAPUR	0	463	10	2513	13	984
23	CHANDRAPUR	0	2014	7	4273	11	2564
24	WARDHA	0	1555	4	1214	12	877
25	NANDURBAR	0	1308	8	9335	7	7994
26	RAIGAD	0	12	4	504	11	370
27	SOLAPUR	8	5388	3	6343	4	2326
28	SATARA	0	803	8	1095	6	937
29	HINGOLI	4	1956	5	3094	2	1481
30	AHMEDNAGAR	0	2983	2	3622	7	2806
31	PUNE	4	1973	1	2285	2	1080
32	SINDHUDURG	0	4	3	215	3	262
33	RATNAGIRI	0	88	0	391	1	397
34	OSMANABAD	0	3105	0	1852	0	2948
	<b>Total</b>	<b>234</b>	<b>78671</b>	<b>837</b>	<b>159472</b>	<b>1094</b>	<b>85539</b>

राज्यपुरस्कृत आवास योजना ग्रामीण - हप्ते वितरण

Sr. No.	Division	1st Installment (Daily Achivement)	1st Installment Remaining	2nd Installment (Daily Achivement)	2nd Installment Remaining	3rd Installment (Daily Achivement)	3rd Installment Remaining
1	AURANGABAD DIV.	270	15418	169	30124	121	13403
2	NAGPUR DIV.	289	6725	93	10492	104	4132
3	NASHIK DIV.	88	2846	32	9283	55	5367
4	AMRAVATI DIV.	38	2749	60	12521	45	6556
5	KONKAN DIV.	0	1063	29	2759	58	1690
6	PUNE DIV.	5	1889	14	4452	25	2276
<b>Total</b>		<b>690</b>	<b>30690</b>	<b>397</b>	<b>69631</b>	<b>408</b>	<b>33424</b>

State Schemes 1st Ins Pending

State Schemes 2nd Ins Pending

State Schemes 3rd Ins Pending

SINDHUDURG	13	SINDHUDURG	58	SINDHUDURG	42
RATNAGIRI	58	RATNAGIRI	140	RATNAGIRI	112
SATARA	79	THANE	402	THANE	236
NANDURBAR	83	SATARA	405	SATARA	267
THANE	94	RAIGAD	552	NAGPUR	333
SANGLI	174	SANGLI	779	KOLHAPUR	343
DHULE	219	NANDURBAR	912	SANGLI	392
PUNE	244	PUNE	920	BHANDARA	392
NASHIK	284	KOLHAPUR	930	WARDHA	428
WARDHA	320	WARDHA	1063	RAIGAD	531
RAIGAD	357	NAGPUR	1091	GONDIA	579
AKOLA	388	BHANDARA	1157	PUNE	606
BULDHANA	427	GONDIA	1240	SOLAPUR	668
GADCHIROLI	455	SOLAPUR	1418	PALGHAR	769
NAGPUR	468	GADCHIROLI	1515	WASHIM	786
BHANDARA	476	WASHIM	1516	NASHIK	826
WASHIM	519	PALGHAR	1607	PARBHANI	915
PALGHAR	541	NASHIK	1613	NANDURBAR	1001
AMRAVATI	588	BULDHANA	2016	DHULE	1027
KOLHAPUR	686	JALGAON	2079	HINGOLI	1061
JALGAON	702	AHMEDNAGAR	2205	AMRAVATI	1096
SOLAPUR	706	DHULE	2474	CHANDRAPUR	1126
PARBHANI	734	PARBHANI	2503	AKOLA	1152
YAVATMAL	827	AMRAVATI	2648	AHMEDNAGAR	1227
GONDIA	945	AKOLA	2740	GADCHIROLI	1274
JALNA	1097	JALNA	3159	JALGAON	1286
LATUR	1151	OSMANABAD	3289	OSMANABAD	1314
AHMEDNAGAR	1558	AURANGABAD	3527	NANDED	1398
OSMANABAD	1606	YAVATMAL	3601	BULDHANA	1511
HINGOLI	2096	LATUR	3766	AURANGABAD	1668
BEED	2476	HINGOLI	3784	LATUR	1915
AURANGABAD	2699	CHANDRAPUR	4426	YAVATMAL	2011
NANDED	3559	NANDED	4801	JALNA	2429
CHANDRAPUR	4061	BEED	5295	BEED	2703

राज्यपुरस्कृत आवास योजना ग्रामीण -हप्ते वितरण

Sr. No.	District	1st Installment (Daily Achivement)	1st Installment Remaining	2nd Installment (Daily Achivement)	2nd Installment Remaining	3rd Installment (Daily Achivement)	3rd Installment Remaining
1	CHANDRAPUR	196	4061	15	4426	8	1126
2	NANDED	136	3559	43	4801	19	1398
3	AURANGABAD	65	2699	51	3527	36	1668
4	AHMEDNAGAR	76	1558	18	2205	29	1227
5	GONDIA	34	945	19	1240	24	579
6	BEED	20	2476	25	5295	21	2703
7	GADCHIROLI	7	455	18	1515	37	1274
8	BHANDARA	42	476	5	1157	7	392
9	PALGHAR	0	541	19	1607	31	769
10	LATUR	10	1151	25	3766	12	1915
11	NAGPUR	9	468	23	1091	12	333
12	WASHIM	14	519	17	1516	11	786
13	JALNA	2	1097	10	3159	24	2429
14	YAVATMAL	4	827	20	3601	12	2011
15	AMRAVATI	6	588	17	2648	12	1096
16	JALGAON	11	702	11	2079	10	1286
17	RAIGAD	0	357	9	552	22	531
18	BULDHANA	14	427	6	2016	10	1511
19	WARDHA	1	320	13	1063	16	428
20	HINGOLI	7	2096	12	3784	8	1061
21	OSMANABAD	22	1606	1	3289	1	1314
22	SATARA	3	79	5	405	13	267
23	NASHIK	1	284	3	1613	14	826
24	PARBHANI	8	734	2	2503	0	915
25	SOLAPUR	2	706	4	1418	3	668
26	KOLHAPUR	0	686	3	930	4	343
27	RATNAGIRI	0	58	1	140	3	112
28	SANGLI	0	174	2	779	2	392
29	PUNE	0	244	0	920	3	606
30	DHULE	0	219	0	2474	2	1027
31	SINDHUDURG	0	13	0	58	2	42
32	AKOLA	0	388	0	2740	0	1152
33	NANDURBAR	0	83	0	912	0	1001
34	THANE	0	94	0	402	0	236
	<b>Total</b>	<b>690</b>	<b>30690</b>	<b>397</b>	<b>69631</b>	<b>408</b>	<b>33424</b>

## प्रधानमंत्री आवास योजना ग्रामीण - Delayed Houses

■ पहिला हप्ता मिळाल्यानंतर १२ महिने उलटूनही अपूर्ण घरकुले     
 ■ पहिला हप्ता मिळाल्यानंतर १८ महिने उलटूनही अपूर्ण घरकुले     
 ■ पहिला हप्ता मिळाल्यानंतर १० दिवसानंतरही दुसरा हप्ता न मिळालेले घरकुले  
■ दुसरा हप्ता मिळाल्यानंतर १० दिवसानंतरही तिसरा हप्ता न मिळालेले घरकुले     
 ■ तिसरा हप्ता मिळाल्यानंतर १० दिवसानंतरही अपूर्ण घरांची संख्या

<b>AHMEDNAGAR</b>	2331	1694	3143	1677	43
<b>AKOLA</b>	4065	3413	3439	860	561
<b>AMRAVATI</b>	7119	5400	7017	1520	1022
<b>AURANGABAD</b>	2375	2222	4862	1104	473
<b>BEED</b>	2112	1812	6799	1675	433
<b>BHANDARA</b>	6670	5047	4576	806	2301
<b>BULDHANA</b>	2589	2129	4255	907	755
<b>CHANDRAPUR</b>	2921	1937	3413	748	304
<b>DHULE</b>	5568	4051	5810	2340	1619
<b>GADCHIROLI</b>	3847	2419	2235	1183	950
<b>GONDIA</b>	1761	1701	3043	995	130
<b>HINGOLI</b>	994	654	2624	495	111
<b>JALGAON</b>	7666	6495	11073	2109	710
<b>JALNA</b>	1351	1072	3330	892	345
<b>KOLHAPUR</b>	1858	720	2302	296	96
<b>LATUR</b>	769	702	2866	481	43
<b>NAGPUR</b>	3242	2262	2535	434	585
<b>NANDED</b>	9467	8990	14674	2084	393
<b>NANDURBAR</b>	11430	9898	7156	4639	5140
<b>NASHIK</b>	6871	3548	4889	2099	1574
<b>OSMANABAD</b>	997	577	1228	447	6
<b>PALGHAR</b>	876	634	1278	724	597
<b>PARBHANI</b>	838	719	4681	669	131
<b>PUNE</b>	2195	1698	1962	549	478
<b>RAIGAD</b>	717	236	467	245	165
<b>RATNAGIRI</b>	166	41	335	145	79
<b>SANGLI</b>	2929	2255	3431	589	159
<b>SATARA</b>	635	358	831	256	160
<b>SINDHUDURG</b>	128	81	196	78	40
<b>SOLAPUR</b>	4882	4525	5086	1251	532
<b>THANE</b>	207	188	520	192	307
<b>WARDHA</b>	1092	780	935	216	230
<b>WASHIM</b>	1151	833	2495	458	73
<b>YAVATMAL</b>	6293	4280	7059	1919	1790